

Maximum Satisfiability in Software Analysis: Applications and Techniques

Xujie Si¹, Xin Zhang¹, Radu Grigore², and Mayur Naik¹

¹University of Pennsylvania ²University of Kent

Abstract. A central challenge in software analysis concerns balancing different competing tradeoffs. To address this challenge, we propose an approach based on the Maximum Satisfiability (MaxSAT) problem, an optimization extension of the Boolean Satisfiability (SAT) problem. We demonstrate the approach on three diverse applications that advance the state-of-the-art in balancing tradeoffs in software analysis. Enabling these applications on real-world programs necessitates solving large MaxSAT instances comprising over 10^{30} clauses in a sound and optimal manner. We propose a general framework that scales to such instances by iteratively expanding a subset of clauses while providing soundness and optimality guarantees. We also present new techniques to instantiate and optimize the framework.

1 Introduction

Designing a suitable software analysis is a challenging endeavor. Besides the fact that any non-trivial analysis problem is undecidable in general, various practical aspects drive the need for assumptions and approximations: program behaviors that the analysis intends to check may be impossible to define precisely (e.g., what constitutes a security vulnerability), computing exact answers may be prohibitively costly (e.g., worst-case exponential in the size of the analyzed program), and parts of the analyzed program may be missing or opaque to the analysis. These theoretical and practical issues in turn necessitate balancing various competing tradeoffs in designing an analysis, such as soundness, precision, efficiency, and user effort.

Constraint-based analysis [3] is a popular approach to software analysis. The core idea underlying this approach is to divide a software analysis task into two separate steps: *constraint generation* and *constraint resolution*. The former produces constraints from a given program that constitute a declarative specification of the desired information about the program, while the latter then computes the desired information by solving the constraints. This approach provides many benefits such as separating the analysis specification from the analysis implementation, and allowing to leverage sophisticated off-the-shelf constraint solvers. Due to these benefits, the constraint-based approach has achieved remarkable success, as exemplified by the many applications of SAT and SMT solvers.

Existing constraint-based analyses predominantly involve formulating and solving a decision problem, which is ill-equipped to handle the tradeoffs involved

in software analysis. A natural approach to address this limitation is to extend the decision problem to allow incorporating optimization objectives. These objective functions serve to effectively formulate various tradeoffs while preserving the benefits of the constraint-based approach.

Maximum Satisfiability [1], or MaxSAT for short, is one such optimization extension of the Boolean Satisfiability (SAT) problem. A MaxSAT instance comprises a system of mixed hard and soft clauses, wherein a soft clause is simply a hard clause with a weight. The goal of a (exact) MaxSAT solver is to find a solution that is *sound*, i.e., satisfies all the hard clauses, and *optimal*, i.e., maximizes the sum of the weights of satisfied soft clauses. Thus, hard clauses enable to enforce soundness conditions of a software analysis while soft clauses enable to encode different tradeoffs.

We demonstrate a MaxSAT based approach to balancing tradeoffs in software analysis. We show the versatility of this approach using three diverse applications that advance the state-of-the-art. The first concerns automated verification with the goal of finding a cheap yet precise program abstraction for a given analysis. The second concerns interactive verification with the goal of overcoming the incompleteness of a given analysis in a manner that minimizes the user’s effort. The third concerns static bug detection with the goal of accurately classifying alarms reported by a given analysis by learning from a subset of labeled alarms.

Enabling these applications on real-world programs necessitates solving large MaxSAT instances comprising over 10^{30} clauses in a sound and optimal manner, which is beyond the reach of existing MaxSAT solvers. We propose a lazy grounding framework that scales to such instances by iteratively expanding a subset of clauses while providing soundness and optimality guarantees. The framework subsumes many grounding techniques in the literature. We also present two new grounding techniques, one bottom-up and one top-down, as instantiations of the framework. Finally, we propose two techniques, eager grounding and incremental solving, to optimize the framework.

The rest of the paper is organized as follows. Section 2 reviews the syntax and semantics of MaxSAT and its variants. Section 3 presents our three applications and demonstrates how to formulate them using MaxSAT. Section 4 presents our techniques and framework for MaxSAT solving. Section 5 surveys related work, Section 6 discusses future directions, and Section 7 concludes.

2 Background

In this section, we cover basic definitions and notations. We begin by defining the MaxSAT problem and its variants (§ 2.1). The input for MaxSAT is a CNF formula obtained by grounding a logic formula. Next, we introduce the logic used in subsequent sections (§ 2.2).

2.1 MaxSAT

The MaxSAT problem is a variant of the SAT problem. Given a propositional boolean formula in CNF whose clauses can be weighted, it seeks a model that

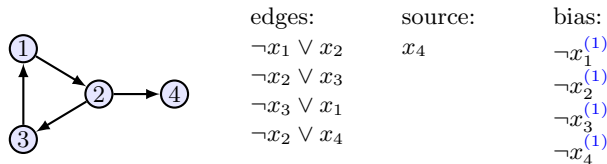


Fig. 1: A simple digraph and its representation as a propositional CNF formula. A clause with no weight is a hard clause; for example, x_4 is the same as $x_4^{(\infty)}$.

maximizes the sum of the weights of the satisfied clauses. These concepts are defined formally in the next section in a more general setting. We illustrate them in this section using an example.

Consider the graph in Figure 1. We can represent its edges by clauses which are implications. We can then ask which vertices are reachable from certain source vertices. Suppose we choose vertex 4 to be the source. Then, a possible model is $x_1 = x_2 = x_3 = x_4 = 1$, but it is not the expected one. We include a bias to indicate that variables be 0, if at all possible. The bias clauses have weight 1. None of the other clauses (encoding edges or sources) should be violated at the expense of a bias clause. Thus, we should pick their weight to be high enough. In this example, 5 would suffice. But, to avoid having to specify this high-enough weight, we allow ∞ as a weight. We call clauses with infinite weight *hard*; and we call clauses with finite weight *soft*. This leads to the most general form of the MaxSAT problem, called *weighted partial MaxSAT*, or WPMS for short. We use this form throughout the paper. We state its decision version below.

Problem 1 (WPMS). Given a weight w and a weighted propositional CNF formula $\phi := \bigwedge_i \varphi_i^{(w_i)}$, decide if ϕ has a model for which the weight of the satisfied soft clauses is $\geq w$.

2.2 Relational First-Order Logic with Weights

Propositional logic is too low level and too inefficient for our needs. Let us see why on the example in Figure 1. There, we have two distinct concepts: the digraph structure, and the notion of reachability. However, we could not keep these concepts apart: our choice of how to represent edges is very much driven by the goal of performing reachability queries. In this section, we will see that it is possible to keep these concepts distinct if we move to quantifier-free relational first-order logic with weights. Moreover, this representation is not only more convenient, but also enables faster solving through lazy grounding.

First-order logic has been extended with quantitative notions in many ways: possibility theory [19], Bayesian probabilities [29], Markov logic networks [18], and others. Here, we present a simple extension with weights, for which ground formulas correspond to MaxSAT instances.

Figure 2 shows the standard syntax for quantifier-free relational first-order logic formulas in CNF, but it also introduces weights on clauses. We assume a countable set of *variables* (x, y, z, \dots), and countable sets of *symbols* for *constants*

variable	$v ::= x \mid y \mid z \mid \dots$	positive literal	$\ell^+ ::= r(\bar{t})$
constant symbol	$c ::= a \mid b \mid c \mid \dots$	negative literal	$\ell^- ::= \neg \ell^+$
relation symbol	$r ::= P \mid Q \mid R \mid \dots$	literal	$\ell ::= \ell^+ \mid \ell^-$
term	$t ::= v \mid c$	clause	$\varphi ::= \ell \vee \dots \vee \ell$
weight	w	weighted formula	$\phi ::= \varphi^{(w)} \wedge \dots \wedge \varphi^{(w)}$

Fig. 2: Syntax for quantifier-free relational first-order logic with weights.

$$\begin{aligned}
\llbracket \varphi_1^{(w_1)} \wedge \dots \wedge \varphi_n^{(w_n)} \rrbracket_\sigma &:= w_1 \cdot \#_\sigma(\varphi_1) + \dots + w_n \cdot \#_\sigma(\varphi_n) \\
\#_\sigma(\varphi(x_1, \dots, x_n)) &:= |\{(c_1, \dots, c_n) \in U^n \mid \sigma \models \varphi(c_1, \dots, c_n)\}| \\
\sigma \models \ell_1 \vee \dots \vee \ell_n &\text{ iff } \sigma \models \ell_i \text{ for some } i \\
\sigma \models P(c_1, \dots, c_n) &\text{ iff } (c_1^\sigma, \dots, c_n^\sigma) \in P^\sigma \\
\sigma \models \neg P(c_1, \dots, c_n) &\text{ iff } (c_1^\sigma, \dots, c_n^\sigma) \notin P^\sigma
\end{aligned}$$

Fig. 3: Semantics for quantifier-free relational first-order logic with weights.

(a, b, c, \dots) and *relations* (P, Q, R, \dots). A *term* is a constant symbol or a variable. Each relation has a fixed *arity* k , and takes k terms as arguments. A *literal* ℓ is either a relation or its negation; the former is a *positive literal*, the latter is a *negative literal*. A *clause* φ is a disjunction of literals. A *weight* w is a nonnegative real number. A *weighted clause* $\varphi^{(w)}$ is a clause φ together with a weight w . A *weighted formula* ϕ is a conjunction of weighted clauses. As usual, we interpret variables as universal. Occasionally, we emphasize that formula ϕ uses variables x_1, \dots, x_n by writing $\phi(x_1, \dots, x_n)$; similarly for clauses.

Without weights, one usually defines the semantics of formulas by specifying how they evaluate to a boolean. With weights, we define the semantics of formulas by specifying how they evaluate to a weight, which is a nonnegative real. In both cases, the evaluation is done on a model.

A (finite) *model* $\sigma = \langle U, \{c_i^\sigma\}, \{P_i^\sigma\} \rangle$ consists of a finite *universe* U together with an interpretation of (i) each constant symbol c_i as an element c_i^σ of U , and (ii) each k -ary relation symbol P_i as a k -ary relation $P_i^\sigma \subseteq U^k$. This is a standard setup [36, Chapter 2].

Figure 3 shows the semantics for quantifier-free relational first-order logic with weights. A clause/formula is said to be *ground* if it contains no variable occurrence. A ground clause φ is said to *hold* in a model σ when it contains a literal that holds in σ . A ground positive literal $P(c_1, \dots, c_n)$ holds in σ when $(c_1, \dots, c_n) \in P^\sigma$; a ground negative literal $\neg P(c_1, \dots, c_n)$ holds in σ when $(c_1, \dots, c_n) \notin P^\sigma$. For a clause $\varphi(x_1, \dots, x_n)$ we define $\#_\sigma(\varphi)$ to be the number of groundings of φ that hold in σ . Given a model σ , the value of a weighted clause $\varphi^{(w)}$ is $w \cdot \#_\sigma(\varphi)$, and the value $\llbracket \phi \rrbracket_\sigma$ of a formula ϕ is the sum of the values of its clauses.

In the rest of the paper, we shall see how several practical problems concerning software analysis (abstraction refinement, user interaction, identifying likely bugs) can be phrased as instances of the following problem.

Problem 2. Given a formula ϕ , find a model σ that maximizes the weight $\llbracket \phi \rrbracket_\sigma$.

As in the case of WPMS, we allow infinite weights as a shorthand for very large weights. It is possible to show that the above problem is equivalent to the problem of *exact* MAP inference for Markov logic networks [18].

Example 1. Now let us revisit the example from Figure 1. This time we represent the problem by a formula ϕ with the following clauses:

edges:	bias:	reachability:
$\text{edge}(1, 2)$	$\neg \text{path}(x, y)^{(1)}$	$\text{path}(x, x)$
$\text{edge}(2, 3)$	$\neg \text{edge}(x, y)^{(1)}$	$\text{path}(x, z) \vee \neg \text{path}(x, y) \vee \neg \text{edge}(y, z)$
$\text{edge}(3, 1)$		
$\text{edge}(2, 4)$		

There are several things to note here. First, we disentangled the representation of the digraph from the queries we want to perform. The digraph structure is represented by the relation edge^σ , which is specified by 5 clauses: 4 hard and 1 soft. The notion of reachability is represented by the relation path^σ , which is specified by 3 clauses: 2 hard and 1 soft. The maximum weight we can achieve is $\llbracket \phi \rrbracket_\sigma = 15$, for example by using model $\sigma = \langle U, 1^\sigma, 2^\sigma, 3^\sigma, 4^\sigma, \text{edge}^\sigma, \text{path}^\sigma \rangle$ with universe $U = \{1^\sigma, 2^\sigma, 3^\sigma, 4^\sigma\}$, and relations $\text{edge} = \{(1^\sigma, 2^\sigma), (2^\sigma, 3^\sigma), (3^\sigma, 1^\sigma), (2^\sigma, 4^\sigma)\}$ and $\text{path} = (\{1^\sigma, 2^\sigma, 3^\sigma\} \times \{1^\sigma, 2^\sigma, 3^\sigma, 4^\sigma\}) \cup \{(4^\sigma, 4^\sigma)\}$.

We will often omit the superscript σ when there is no danger of confusing a symbol with what it denotes. Further, in all our applications we will have constant symbols to denote all elements of the universe, so we will omit listing the constant symbols explicitly. Thus, for the model in Example 1, we simply write $\sigma = \langle \text{edge}, \text{path} \rangle$. On the topic of simplifying notation, we note that clauses are often *definite Horn*; that is, they contain exactly one positive literal. These should be thought of as implications. So, for definite Horn clauses, we may write $\ell_1^+ \wedge \dots \wedge \ell_n^+ \xrightarrow{(w)} \ell^+$ instead of $(\ell_1^- \vee \dots \vee \ell_n^- \vee \ell^+)^{(w)}$.

We remark that the development so far would also work if instead of quantifier-free clauses φ we would have arbitrary first-order logic formulas. In particular, we could still define the notion of a weight $\llbracket \phi \rrbracket_\sigma$ in the same way, and Problem 2 would not change. However, we found this fragment to be expressive enough for many applications (see Section 3), and it has the advantage that its groundings are WPMS instances. For this, we need to see ground literals as boolean variables in a WPMS instance.

Example 2. Recall Example 1. For each ground literal $\text{path}(a, b)$ we introduce a boolean variable p_{ab} . Then, for example, the clause $\neg \text{path}(x, y)^{(1)}$ leads to 16 WPMS clauses, each containing one boolean variable: $p_{11}^{(1)}, p_{12}^{(1)}, p_{13}^{(1)}, \dots$

3 Applications

We demonstrate our MaxSAT based approach to tackle the central challenge of balancing different tradeoffs in software analysis. We do so by illustrating the

<pre> f() { v1 = new ...; v2 = id1(v1); v3 = id2(v2); q2: assert(v3 != v1); } id1(v) { return v; } </pre>	<pre> g() { v4 = new ...; v5 = id1(v4); v6 = id2(v5); q1: assert(v6 != v1); } id2(v) { return v; } </pre>
---	---

Fig. 4: Example program.

approach on three mainstream applications: automated verification (§ 3.1), interactive verification (§ 3.2), and static bug detection (§ 3.3). Specifically, we use the graph reachability analysis from Example 1 as an instance to explain how we can augment a conventional analysis in a systematic and general manner to balance these tradeoffs. Throughout, we observe a recurring theme of using weights for encoding two conceptually different quantities: costs and probabilities.

3.1 Automated Verification

A key challenge in automated verification concerns finding a program abstraction that balances efficiency and precision. A common approach to achieve such a balance is to use a strategy called CEGAR (counter-example guided abstraction refinement) [17]. To apply this strategy, however, analysis designers often resort to heuristics that are specialized to the analysis task at hand. In this section, we show how to systematically apply CEGAR to constraint-based analyses.

Example. Consider the program in Figure 4. We are interested in analyzing its aliasing properties; in particular, we want to check if the two assertions at labels `q1` and `q2` hold. Functions `id1` and `id2` simply return their argument. It is easy to see that the assertion at `q1` holds but the assertion at `q2` does not. To conclude this, however, an analysis must reason precisely about the calls to functions `id1` and `id2`. When `id1` is called from `f`, its variable `v` is of course different from its variable `v` when called from `g`. Thus, the analysis should track two variants of `v`, one for each *context*. In general, however, the analysis cannot track all possible contexts, because there may be an unbounded number of them due to recursive functions. It may be prohibitively expensive to track all contexts even if there are a bounded number of them. So, for both theoretical and practical reasons, some contexts cannot be distinguished. In our example, not distinguishing the two contexts leads to considering variable `v` in `id1` to be the same, no matter from where `id1` is called. Alternatively, the calls and returns to and from `id1` are modelled by jumps: the return becomes a nondeterministic jump because it can go back to either `f` or `g`. This causes the analysis to conclude that the assertion at `q1` might fail. Indeed, one can start the execution at the beginning of `f`, jump into `id1` when it is called, but then ‘return’ after the call to `id1` in `g`, and then continue until `q1` is reached. In summary, on the one hand, we cannot distinguish all contexts for efficiency reasons; and on the other hand, merging contexts can lead to imprecision.

In Figure 5, we formulate an analysis that can answer whether assertions at `q1` and `q2` hold. Our formulation is similar to the reachability problem we saw

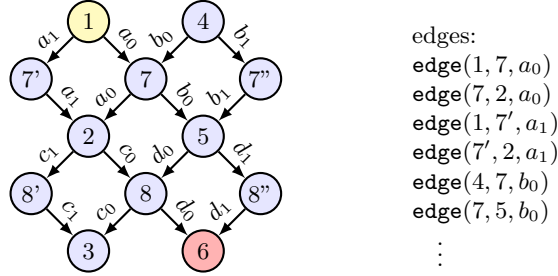


Fig. 5: Digraph model of the example program in Figure 4. Nodes 1, 2, and 3 stand for the basic blocks of function f ; nodes 4, 5, and 6 stand for the basic blocks of function g ; nodes 7 and 8 stand for the bodies of id1 and id2 , respectively. Nodes $7'$ and $7''$ are clones of 7; nodes $8'$ and $8''$ are clones of 8. Edges representing matching calls and returns have the same label.

earlier in Example 1. The main difference is that edges have labels, which allows us to use them selectively.

$$\begin{aligned} & \text{path}(x, x) \\ & \text{path}(x, y) \wedge \text{edge}(y, z, u) \wedge \text{abs}(u) \rightarrow \text{path}(x, z) \end{aligned} \quad (\text{Path-Def})$$

We have two ways to model the call from f to id1 : by inlining or by a jump. Intuitively, $\text{abs}(a_1)$ means we use inlining, and $\text{abs}(a_0)$ means we use a jump.

To show that the assertion at q_1 holds, we need to show that there is no path from 1 to 6, for *some* choice of how to model each function call. To this end, we proceed as follows. First, we introduce the hard constraint $\neg \text{path}(1, 6)$. Second, we implement a CEGAR loop. In each iteration, we have some choice of how to model each function call. We can represent this choice either by selectively generating edges, or by selectively deactivating some edges. For example, we could include all edges but deactivate some of them by including clauses

$$\neg \text{abs}(a_1) \quad \neg \text{abs}(b_1) \quad \neg \text{abs}(c_1) \quad \neg \text{abs}(d_1)$$

This would prevent inlining from being used. In Figure 5, we see a path from 1 to 6 that uses only edges with labels from $\{a_0, b_0, c_0, d_0\}$. This means that $\neg \text{path}(1, 6)$ is inconsistent with modelling all function calls by jumps. Thus, we should change how we model some function calls. We prefer to keep as many jumps as possible so that we do as little inlining as possible:

$$\text{abs}(a_0)^{(1)} \quad \text{abs}(b_0)^{(1)} \quad \text{abs}(c_0)^{(1)} \quad \text{abs}(d_0)^{(1)}$$

The solver could answer with a model in which $\text{abs} = \{a_0, b_0, c_0\}$. In that case, in the next iteration we inline the call from g to id2 , by including clauses

$$\begin{aligned} & \text{abs}(a_0)^{(1)} \quad \text{abs}(b_0)^{(1)} \quad \text{abs}(c_0)^{(1)} \quad \neg \text{abs}(d_0) \\ & \neg \text{abs}(a_1) \quad \neg \text{abs}(b_1) \quad \neg \text{abs}(c_1) \quad \text{abs}(d_1) \end{aligned}$$

Now the solution will have to disrupt the path $1 \xrightarrow{a_0} 7 \xrightarrow{b_0} 5 \xrightarrow{d_1} 8'' \xrightarrow{d_1} 6$, by not including one of a_0 and b_0 in \mathbf{abs} . Suppose the solver answers with $\mathbf{abs} = \{a_0, c_0, d_1\}$. Then, in the next CEGAR iteration we try to model both calls from g by inlining.

$$\begin{array}{cccc} \mathbf{abs}(a_0)^{(1)} & \neg\mathbf{abs}(b_0) & \mathbf{abs}(c_0)^{(1)} & \neg\mathbf{abs}(d_0) \\ \neg\mathbf{abs}(a_1) & \mathbf{abs}(b_1) & \neg\mathbf{abs}(c_1) & \mathbf{abs}(d_1) \end{array}$$

The solver returns $\mathbf{abs} = \{a_0, b_1, c_0, d_1\}$. Since the maximum possible weight was achieved, we know that no further refinement is needed: there exists a way to model function calls that allows us to conclude the assertion at $q1$ holds.

General Case. The core idea is to formulate the problem of finding a good abstraction as an optimization problem on a logic with weights (see Problem 2). In general, the encoding of the program need not be a digraph, and the analysis need not be reachability. However, the abstraction will often select between different ways of modeling program semantics, and will be represented by a relation similar to the relation \mathbf{abs} in our example. Accordingly, we model the program, the analysis, and the query by a formula ϕ , without relying on its structure. We define the space of abstractions to be a boolean assignment to sites. (In our example, the sites are the four function calls.) Suppose the current abstraction is $A : \text{Site} \rightarrow \{0, 1\}$. Then, we ask for a model of maximum weight for the formula

$$\phi \wedge \left(\bigwedge_{A(s)=0} \mathbf{abs}(s_0)^{(1)} \wedge \neg\mathbf{abs}(s_1) \right) \wedge \left(\bigwedge_{A(s)=1} \neg\mathbf{abs}(s_0) \wedge \mathbf{abs}(s_1) \right)$$

For each $s \in \text{Site}$, we have two constant symbols, s_0 and s_1 . If the formula has a model of maximum weight, which is the number of imprecise sites, then the query is proven. If the formula has no model that satisfies all its hard clauses, then no abstraction can prove the query. Otherwise, by inspecting the model, we can find a more precise abstraction to try next.

We refer the reader to [70] for instantiations of this approach to pointer analysis and tpestate analysis of Java programs.

Discussion. One can design an automated analysis that balances efficiency and precision as follows: (1) design a basic constraint-based analysis; (2) parameterize the analysis; and (3) find a good abstraction by solving an optimization problem. We saw a simple example of an analysis which tracked information flow in a program. There are, however, many other analyses that use constraint-based formulations [11, 32, 64–66].

What does it mean to parameterize an analysis? Compare Example 1 with Figure 5. In one we have edges; in the other we have edges that can be activated or deactivated. By constraining the relation \mathbf{abs} , we were able to model function calls either by jumps (cheap) or by inlining (expensive). The intuition is that inlining is expensive due to nesting. This intuition also holds for other context sensitivity mechanisms, such as k -CFA and k -object sensitivity. Thus, there is

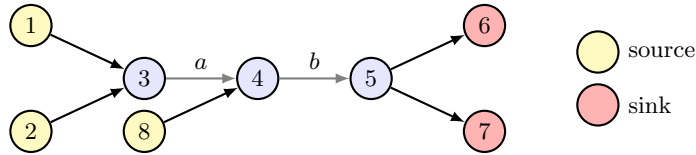


Fig. 6: First source-sink information-flow example: If some edges are spurious, then some source-sink flows are interrupted.

often a way to introduce a relation `abs` that tells us, for each of several sites in the program, whether to use cheap or expensive semantics.

Finally, once the relation `abs` is introduced, we can implement the CEGAR loop sketched above, which achieves efficiency by increasing precision selectively. In [70], multiple queries are handled simultaneously: the result of the CEGAR loop is to classify assertions into those verified and those impossible to verify. By the latter, we mean that they would not be verified by the most expensive abstraction, if we were to try it. But the CEGAR loop will typically reach the conclusion that an assertion is impossible to verify without actually trying the most expensive abstraction. Another extension [24] describes an alternate CEGAR strategy that considers not only the relative cost of different abstractions but also their probability of success.

3.2 Interactive Verification

Sound analyses produce a large number of alarms which include a small number of real bugs. Users then sift through these alarms, classifying them into false alarms and real bugs. In other words, a computer and a user collaborate on finding bugs: in a first phase, the computer does its work; in a second phase, the user does their work. In certain situations, however, it is possible to reduce the total amount of work done by the user by interleaving: the computer and the user take turns at doing small amounts of work. The idea is that we should let users perform certain tasks they are better suited for and we should use the results of their work to guide the computer’s work.

Example. Consider the information-flow example from Figure 6. We wish to know if there are paths from sources to sinks. If the analysis runs with no help from the user, it presents the following alarms:

`path(1,6) path(1,7) path(2,6) path(2,7) path(8,6) path(8,7)`

After inspecting all 6 alarms, the user decides that all of them are false alarms.

Now consider an alternative scenario. Suppose the analysis suspects that the edges marked as `a` and `b` may be spurious. Then, before presenting a large set of alarms to the user, it may be beneficial to ask the user if `a` or `b` are spurious. If `a` is spurious, then 4 alarms disappear; if `b` is spurious, then 6 alarms disappear. It is therefore better to ask the user about edge `b`. We can formulate this choice of question, between `a` and `b`, as an optimization problem.

As before (§3.1), we use labels on edges. The definition of reachability remains as in (**Path-Def**). But here labels represent something different: we use labels a and b to identify each of the possibly spurious edges, and we use one extra label c for all the other edges.

$$\begin{array}{cccc} \text{edge}(3, 4, a) & \text{edge}(1, 2, c) & \text{edge}(2, 3, c) & \text{edge}(8, 4, c) \\ \text{edge}(4, 5, b) & \text{edge}(5, 6, c) & \text{edge}(5, 7, c) & \text{abs}(c) \end{array}$$

We require that the non-spurious edges are selected, and that at most one of the other edges are deselected:

$$\text{abs}(c) \quad \text{abs}(a) \vee \text{abs}(b)$$

Finally, we want a maximum number of alarms to disappear:

$$\begin{array}{ccc} \neg\text{path}(1, 6)^{(1)} & \neg\text{path}(2, 6)^{(1)} & \neg\text{path}(8, 6)^{(1)} \\ \neg\text{path}(1, 7)^{(1)} & \neg\text{path}(2, 7)^{(1)} & \neg\text{path}(8, 7)^{(1)} \end{array}$$

For the formula built with the clauses described so far, the model of maximum weight has $\text{abs} = \{a, c\}$ and weight 6. We interpret this to mean that edge b may rule out 6 alarms.

General Case. We wish to save user time by bringing to their attention root cause of imprecision in the analysis that may be responsible for many false alarms. The core idea is to formulate the problem of finding a good question to ask the user as an optimization problem on a logic with weights (Problem 2). As before (§3.1), we assume that the analysis is described by some formula ϕ , and we assume the existence of a special relation abs . In addition, we also assume that we are given a list $\ell_1^+, \dots, \ell_n^+$ of grounded positive literals that represent alarms. Then, we ask for a model of maximum weight for the formula

$$\phi \wedge \left(\bigwedge_{i=1}^n (\neg \ell_i^+)^{(1)} \right) \wedge \left(\bigwedge_{1 \leq i < j \leq m} \text{abs}(a_i) \vee \text{abs}(a_j) \right) \wedge \text{abs}(c)$$

The constants a_1, \dots, a_m identify the possibly spurious edges, while the constant c marks all the other edges. In a model of maximum weight, at most one of a_1, \dots, a_m will be missing from the relation abs . The missing constant identifies the question we should ask the user. The maximum weight is the number of alarms that will be classified as false, should the user answer ‘no’. If none of a_1, \dots, a_m is missing from abs , then none of the alarms can be caused by imprecision of the analysis.

We refer the reader to [69] for instantiations of this approach to datarace analysis and pointer analysis of Java programs.

Discussion. What if the user labels an edge as spurious when in fact it is not? In this case, real bugs may be missed, even though the original analysis is sound. One can define a notion of *relative soundness* to accommodate this situation:

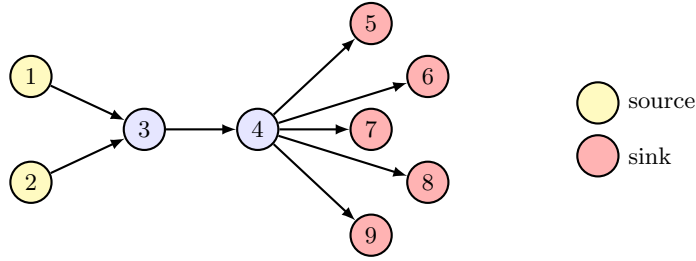


Fig. 7: Second source-sink information-flow example: If many flows with the same source lead to false bug reports, then other flows from the same source are *likely* to also lead to false bug reports.

bugs are not missed as long as the user makes no mistakes in handling the analysis’ output. Another approach would be to check the users’ answers, which would be feasible if the user not only answers ‘yes’/‘no’ but also offers extra information in the form of a certificate that supports their answer. This approach is adopted by the Ivy tool [51], which asks the user for help in finding an inductive invariant, but checks inductiveness.

Another possible concern is that the term $\bigwedge_{1 \leq i < j \leq m} \text{abs}(a_i) \vee \text{abs}(a_j)$, which is used to ensure that we search for a single spurious edge, grows quadratically. There exist efficient but non-obvious ways to encode such cardinality constraints [21, 63] and there also exist ways to handle them directly in satisfiability solvers [55]. These techniques also work for other cardinalities: we can ask what is the best set of $\leq k$ possibly spurious edges, which may be necessary if the disappearance of any single spurious edge does not rule out any alarm. By a more involved process, it is also possible to maximize the expected number of alarms ruled out *per* spurious edge [69].

3.3 Static Bug Detection

In the previous section, we saw how user feedback can be used to reduce the number of false alarms produced by a sound analysis. While in theory we deal mostly with sound analyses, in practice, analysis designers must make pragmatic assumptions [37]. In this section, we assume that we start from such an analysis, which could be described as a bug finder. In this situation, we want to avoid not only false positives but also false negatives. The approach we take is to *probabilistically* learn from user ‘likes’ and ‘dislikes’ on bug reports. Based on this feedback, the analysis adjusts the approximations it makes.

Example. Figure 7 gives an information-flow example, similar to the one in the previous section (§3.2). This time, however, edges are not labeled, so we use the simple definition of reachability from Example 1. While each edge in the graph is always valid, a path computed by the analysis can be spurious due to the approximations applied.

On this example, the analysis produces 10 reports, corresponding to the cross product of the 2 sources with the 5 sinks. There reports are mixed true alarms and false alarms. Suppose that all reports with node 2 as the source are false alarms because `path(2,4)` is spurious. Typically, this is where the interaction between the analysis and the user stops, and the user has to inspect each report manually. In this case, the user can quickly get frustrated due to high false positive rate (50%).

To address this challenge, we allow the analysis to incorporate user feedback and therefore produce results that are more desirable to the user. For instance, if the user inspects `path(2,5)` and `path(2,6)` and determines them to be false alarms, we incorporate this feedback and suppress `path(2,7)`, `path(2,8)`, and `path(2,9)`, which are derived for the same root cause. To achieve this effect, we need to address two challenges:

1. How can we enable a conventional analysis to incorporate user feedback in a systematic and automatic manner?
2. How can we generalize the impact of feedback on limited reports to others?

For the first challenge, we notice that it is impossible to directly incorporate user feedback in a conventional analysis, which formulates the analysis problem as a decision problem. In such a decision problem, all clauses are hard, which makes the analysis rigid and define a single set of reports that cannot be changed. As a result, if we directly add the aforementioned user feedback as hard clauses `¬path(2,5)` and `¬path(2,6)`, it will make the constraint system inconsistent. Ideally, we want the ability to occasionally ignore certain clause groundings that can introduce imprecision and therefore guide the analysis to produce results that are more desirable to the user.

Our approach addresses this challenge by attaching weights to certain clauses whose groundings can introduce false alarms and therefore convert them from hard into soft. Intuitively, the weight of a clause represents the analysis writer’s confidence in it: the higher weight it has, the less likely the writer thinks it will introduce imprecision. These weights can be specified by the analysis writer manually or automatically learnt from training programs whose bug reports are fully labeled using standard algorithms [61]. The clauses that are considered precise remain as hard clauses.

The above transformation results in a probabilistic analysis specified in logic with weights, which defines a distribution of outputs rather than a single output. We call this analysis probabilistic as the clause groundings now hold with some probability. And the final set of bug reports is the most likely one that maximizes the sum of the weights of the satisfied clause groundings. Moreover, it allows us to incorporate user feedback as new clauses in the system, which will change the output distribution and the set of bug reports. Since the user can make mistakes, we also add user feedback as soft clauses to the system, whose weights represent the user’s confidence in them and can be also trained from labeled data. Intuitively, the bug reports produced after feedback are the ones that the analysis writer and the analysis user will most likely agree upon.

For the example analysis, we observe that reflexivity of `path` always holds, while transitivity of `path` can introduce imprecision. As a result we attach a weight to the clause which encodes transitivity, say 100. We also add user feedback as clauses $\neg\text{path}(2, 5)^{(200)}$ and $\neg\text{path}(2, 6)^{(200)}$. We attach high weights to user feedback clauses as we assume the user is confident in the feedback. As a result, we obtain the analysis specification with user feedback in logic with weights below:

Rules:	Bias:	Feedback:
$\text{path}(x, x)$	$\neg\text{edge}(x, y)^{(1)}$	$\neg\text{path}(2, 5)^{(200)}$
$\text{path}(x, y) \wedge \text{edge}(y, z) \xrightarrow{(100)} \text{path}(x, z)$	$\neg\text{path}(x, y)^{(1)}$	$\neg\text{path}(2, 6)^{(200)}$

We now discuss how our approach addresses the second challenge, of generalizing user feedback from some reports to others. We observe that all five false alarms are derived due to the spurious fact `path(2, 4)`, which reveals a more general insight about false alarms: most false alarms are symptoms of a few root causes. Rectifying these few root causes (`path(2, 4)` in the example) can significantly improve the analysis precision. We illustrate how our approach achieves this effect by studying the MaxSAT instance generated by the above analysis specification with feedback:

$c_1 : \text{path}(2, 2)$	\wedge
$c_2 : \text{path}(2, 3) \vee \neg\text{path}(2, 2) \vee \neg\text{edge}(2, 3)^{(100)}$	\wedge
$c_3 : \text{path}(2, 4) \vee \neg\text{path}(2, 3) \vee \neg\text{edge}(2, 4)^{(100)}$	\wedge
$c_4 : \text{path}(2, 5) \vee \neg\text{path}(2, 4) \vee \neg\text{edge}(4, 5)^{(100)}$	\wedge
$c_5 : \text{path}(2, 6) \vee \neg\text{path}(2, 4) \vee \neg\text{edge}(4, 6)^{(100)}$	\wedge
$c_6 : \text{path}(2, 7) \vee \neg\text{path}(2, 4) \vee \neg\text{edge}(4, 7)^{(100)}$	\wedge
$c_7 : \text{path}(2, 8) \vee \neg\text{path}(2, 4) \vee \neg\text{edge}(4, 8)^{(100)}$	\wedge
$c_8 : \text{path}(2, 9) \vee \neg\text{path}(2, 4) \vee \neg\text{edge}(4, 9)^{(100)}$	\wedge
$f_1 : \neg\text{path}(2, 5)^{(200)}$	\wedge
$f_2 : \neg\text{path}(2, 6)^{(200)}$	\wedge
...	

For the purpose of illustration, we only show the clauses that are related to the false alarms. In addition, we elide the bias clauses and assume that the computed model is always minimal. We notice that clauses c_1 - c_5 form a conflict with the feedback clauses f_1 and f_2 . As a result, a model of the MaxSAT instance cannot satisfy all of them. To maximize the sum of the weights of satisfied soft clauses, the model will violate c_3 while satisfying the other aforementioned clauses. Hence, variables `path(2, 4)`, `path(2, 5)`, `path(2, 6)` will be set to *false* in the solution. Since the computed model is minimal, variables `path(2, 7)`, `path(2, 8)`, `path(2, 9)` will also be set to *false*, which correspond to the other false alarms that are derived from `path(2, 4)`. Hence, we successfully generalize the impact of the feedback on reports `path(2, 5)` and `path(2, 6)` by eliminating their common root cause `path(2, 4)`, which in turn suppresses the other three false alarms that are derived from it.

General Case. We now discuss the general recipe for our approach. It is divided into an offline learning phase and an online inference phase. The offline phase takes a conventional analysis specified by an analysis writer and produces a probabilistic analysis specified in logic with weights. It produces the weight for each clause by learning it from training programs whose bug reports are fully labeled. The online phase applies the probabilistic analysis on a program supplied by the analysis user and produces bug reports in an interactive way. In each iteration, the user selects and inspects a subset of reports produced by the analysis, and provides positive or negative feedback. The analysis incorporates the feedback and update the reports for the next iteration. This interaction continues until all the bug reports are resolved.

We refer the reader to [39] for instantiations of this approach to datarace analysis and monomorphic call site analysis of Java programs.

Discussion. This approach is similar to the one introduced in §3.2 as they both improve the analysis accuracy by incorporating user effort. However, while the previous approach requires the user to inspect intermediate analysis facts, the current approach directly learns from user feedback on end reports. As a result, the previous approach requires the user to understand intermediate analysis results but the current approach does not. On the other hand, the previous approach can guarantee the soundness of the result if the user always gives correct answers, while the current approach may introduce false negatives due to its probabilistic nature. Hence, the current approach is more suitable for bug finding whereas the previous approach can be applied in interactive verification.

4 Techniques

We present techniques we have developed for MaxSAT solving. While primarily motivated by the domain of software analysis, they are general enough to be applicable to other domains too such as Big Data analytics and statistical AI.

We present a framework embodying our general approach (§4.1). We then present two techniques as instantiations of the framework (§4.2). Finally, we present two techniques that enable to optimize the framework (§4.3).

4.1 Framework

Our framework targets the problem of finding a model of a relational first-order logic formula with weights. The standard approach consists of two phases: *grounding* and *solving*. In the grounding phase, the formula is reduced to a WPMS instance by instantiating all variables with all possible constants. In the solving phase, the WPMS instance is solved using an off-the-shelf WPMS solver. Both phases are challenging to scale: in the grounding phase, naively instantiating all variables with all possible constants can lead to an intractable WPMS instance (comprising upto 10^{30} clauses); in the solving phase, the WPMS problem itself is also a combinatorial optimization problem, known for its intractability [4,41]. We address both these challenges by interleaving the two phases in an

Algorithm 1: Lazy Grounding Framework.

Input: (H, S) : hard and soft clauses of input instance.
Output: ν : sound and optimal solution (assumes H is satisfiable).

```
1  $(\phi, \psi) \leftarrow \text{Init}(H, S)$ 
2  $(\nu, w) \leftarrow (\emptyset, 0)$ 
3 while true do
4    $(\phi', \psi') \leftarrow \text{Ground}(H, S, \nu, \phi, \psi)$ 
5    $(\nu', w') \leftarrow \text{MaxSAT}(\phi \cup \phi', \psi \cup \psi')$ 
6   if Done  $(\phi, \phi', \psi, \psi', w, w')$  then return  $\nu$ 
7    $(\phi, \psi) \leftarrow (\phi \cup \phi', \psi \cup \psi')$ 
8    $(\nu, w) \leftarrow (\nu', w')$ 
```

iterative *lazy grounding* process that progressively expands a subset of clauses while providing soundness and optimality guarantees.

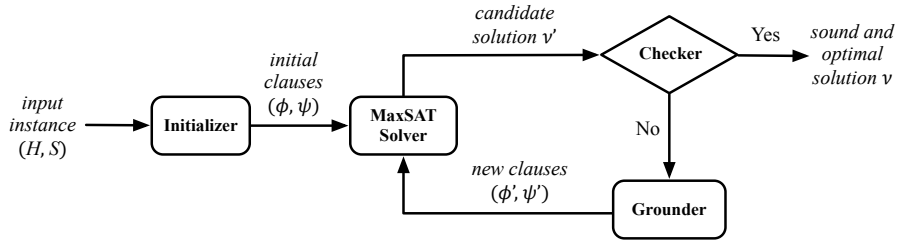


Fig. 8: Architecture of our lazy grounding framework for solving large MaxSAT instances. It scales by iteratively expanding a workset comprising a subset of clauses in the input MaxSAT instance. Our bottom-up and top-down grounding techniques, and many others in the literature, are instances of this framework.

The architecture of our framework is depicted in Figure 8 and its overall algorithm is presented as Algorithm 1. For elaboration, we divide a weighted logic formula into separate hard clauses (denoted by H) and soft clauses (denoted by S). The framework is parametric in three procedures: `Init`, `Ground`, and `Done`. It begins by invoking the `Init` procedure on line 1 to compute an initial set of hard clauses ϕ and soft clauses ψ . Next, it executes the loop defined on lines 3–8. In each iteration of the loop, the algorithm keeps track of a pair comprising the new solution ν' and its weight w' , which is the sum of the weights of the soft clauses satisfied by ν' . On line 4, it invokes the `Ground` procedure to compute the set of hard clauses ϕ' and soft clauses ψ' to ground next. Typically, ϕ' and ψ' correspond to the set of hard and soft clauses violated by the previous solution ν . On line 5, the current hard and soft clauses and the newly grounded hard and soft clauses are fed to an off-the-shelf WPMS solver to produce a new solution ν' and its corresponding weight w' . Initially, the solution is empty with weight zero (line 2). Next, on line 6, the algorithm checks if ν satisfies the terminating

Algorithm 2: Bottom-Up Approach

```
1 Procedure Init ( $H, S$ )
2    $(\phi, \psi) \leftarrow (\emptyset, \emptyset)$ 
3   return  $(\phi, \psi)$ 
4 Procedure Ground ( $H, S, \nu, \phi, \psi$ )
5    $(\phi, \psi) \leftarrow (\emptyset, \emptyset)$ 
6   foreach  $h \in H$  do
7     if  $\nu \not\models \llbracket h \rrbracket_\sigma$  then  $\phi \leftarrow \phi \cup \llbracket h \rrbracket_\sigma$ 
8   foreach  $(w, h) \in S$  do
9     if  $\nu \not\models \llbracket h \rrbracket_\sigma$  then  $\psi \leftarrow \psi \cup \{(w, \rho) \mid \rho \in \llbracket h \rrbracket_\sigma\}$ 
10  return  $(\phi, \psi)$ 
11 Procedure Done ( $\phi, \phi', \psi, \psi', w, w'$ )
12  return  $\phi' = \emptyset \wedge w = w'$ 
```

condition by invoking the Done procedure. If not, then on line 7, both sets of grounded clauses ϕ' and ψ' are added to the corresponding sets of grounded hard clauses ϕ and grounded soft clauses ψ respectively. Accordingly, the solution ν and its corresponding weight w are updated as well.

Different instantiations of the three procedures that parameterize our framework yield different grounding algorithms proposed in the literature [14, 34, 38, 40, 49, 50, 53]. We broadly classify instantiations of the framework into two categories akin to top-down and bottom-up approaches to Datalog evaluation [2]. We next present one instantiation that we have developed in each category.

4.2 Instantiations

Applications built upon constraint-based approaches are typically only concerned with the assignment to certain variables of interest, which we refer to as *queries*. The bottom-up approach computes an assignment to all variables from which one can subsequently extract the assignment to queries. The top-down approach, on the other hand, only grounds clauses that are needed to compute the assignment to queries. This approach offers significant performance gains when queries comprise a small fraction of all variables, which is the case in many applications. We introduced the top-down approach for MaxSAT in [71].

Bottom-Up Approach. Algorithm 2 presents our bottom-up instantiation from [38]. Procedure Init returns an empty set of hard ground clauses and an empty set of soft ground clauses (line 2). For each hard clause in the input instance, procedure Ground checks if the current solution violates any of its groundings and includes those violated ground clauses as new hard clauses (lines 6-7). Similarly, Ground also includes violated soft ground clauses (lines 8-9), and they share the same weight as the corresponding soft clause in the input instance. Given hard and soft ground clauses and the corresponding solutions from two successive iterations, procedure Done checks whether the current

Algorithm 3: Top-Down Approach

```
1 Procedure Init( $H, S$ )
2    $(\phi, \psi) \leftarrow (\emptyset, \emptyset)$ 
3   foreach  $(w, h) \in S$  do
4     foreach  $\rho \in \llbracket h \rrbracket_\sigma$  do
5        $\psi \leftarrow \psi \cup \{(w, \rho)\}$ 
6   initialize  $\phi$  in a similar way without considering weights
7   return  $(\phi, \psi)$ 

8 Procedure Ground( $H, S, \nu, \phi, \psi$ )
9    $(\phi', \psi') \leftarrow (\emptyset, \emptyset)$ 
10   $V \leftarrow$  variables used in  $\phi \cup \psi$ 
11  foreach  $(w, h) \in S$  do
12    foreach  $\rho \in \llbracket h \rrbracket_\sigma$  do
13      if  $(w, \rho) \notin \psi \wedge \nu \neq \rho \wedge$  any variable of  $\rho \in V$  then
14         $\psi' \leftarrow \psi' \cup \{(w, \rho)\}$ 
15  update  $\phi'$  in a similar way without considering weights
16   $w \leftarrow \text{evaluate}(\psi, \nu)$ 
17   $(\nu', w') \leftarrow \text{MaxSAT}(\phi \cup \phi', \psi \cup \psi')$ 
18  if  $\phi' = \emptyset \wedge w = w'$  then
19    return  $(\emptyset, \emptyset)$ 
20  else
21     $\psi'_s \leftarrow \{(w, \rho) \in \psi' \mid \nu' \models \rho\}$ 
22    return  $(\phi', \psi'_s)$ 

23 Procedure Done( $\phi, \phi', \psi, \psi', w, w'$ )
24  return  $\phi' = \emptyset \wedge \psi' = \emptyset$ 
```

solution is a sound and optimal solution. Specifically, Done returns true if no hard clauses in the input instance are violated (i.e., $\phi' = \emptyset$) and the weight of the current solution equals the weight of the last solution (i.e., $w = w'$). Intuitively, it means that we cannot improve the solution further even we consider more ground clauses.

SoftCegar [14] and Cutting Plane Inference (CPI) [50, 53] are instances of the bottom-up approach. SoftCegar uses a slight variant that grounds all the soft clauses upfront but lazily grounds the hard clauses, while CPI employs a more conservative instantiation of Done.

Top-Down Approach. A top-down approach aims to find a partial assignment to queries such that there exists a completion of it that is a sound and optimum solution to the full problem. Algorithm 3 shows a naive top-down instantiation. More advanced instantiations are presented in [71]. The Init procedure returns all soft and hard ground clauses that involve at least one of the queried variables (denoted by \mathcal{Q}) (lines 3–6). For ease of exposition, the pseudo code of the Init procedure explicitly enumerates all ground clauses. In practice, it is implemented

Algorithm 4: Optimization with eager proofs

```

1 Procedure Init (  $H, S$  )
2    $(\phi, \psi) \leftarrow (\emptyset, \emptyset)$ 
3    $\phi' \leftarrow$  initial facts
4   while  $\phi' \not\subseteq \phi$  do
5      $\phi \leftarrow \phi \cup \phi'$ 
6     foreach  $h \in H$  do
7       foreach  $\rho \in \llbracket h \rrbracket_\sigma$  do
8         if  $\rho = \bigwedge_{i=1}^n t_i \implies t_0$  then
9           if  $\bigwedge_{i=1}^n t_i \in \phi$  then
10             $\phi' \leftarrow \phi' \cup \{t_0\}$ 
11   return  $(\phi, \psi)$ 
12 Procedure Done  $(\phi, \phi', \psi, \psi', w, w')$ 
13 return  $\phi' = \emptyset \wedge w = w'$ 

```

using symbolic approaches such as SQL queries [49] for efficiency. The `Ground` procedure returns ground clauses that may help improve the current solution. To achieve this goal, it first searches for ground clauses (ϕ', ψ') that 1) are not in the work set, but 2) share variables with clauses in it, and 3) are not satisfied by the current solution ν (line 9-15). Then it checks whether the current solution ν violates any ground hard clauses in ϕ' and whether the weight of the solution can be improved by considering (ϕ', ψ') (line 16-22). It checks the latter condition by computing the solution (denoted by ν') to $(\phi \cup \phi', \psi \cup \psi')$ and the corresponding weight (denoted by w') (line 16-17). If neither condition holds, it returns empty sets of ground clauses and concludes that the current solution cannot be improved further. Otherwise, it returns the hard ground clauses in ϕ' that are violated by ν and the soft ground clauses in ψ' that are satisfied by ν' as these ground clauses will highly likely improve the current solution. It follows that the top-down approach terminates when `Ground` returns empty sets. The correctness of Algorithm 3 is proved in [71].

4.3 Optimizations

We introduce two optimizations to further improve the efficiency of our framework: eager grounding and incremental solving.

Eager Grounding. Our first observation is that most constraints in domains like software analysis are *Horn clauses*. Horn clauses form a set of proof-tree like structures. When one of them is violated by the solution of the current iteration in lazy grounding, many others will be violated in the next iteration, which in turn will cause a chain effect in the subsequent iterations. We can avoid such chain effects by *eager proof exploitation* [38], which computes an optimal initial grounding for Horn clauses. The `Init` procedure of Algorithm 4

Algorithm 5: *Fu & Malik* Algorithm with partial weights [4, 41]

Input: $\phi = \phi_H \cup \phi_S$
Output: optimal solution to ϕ

```

1 while true do
2    $(st, \nu, \phi_C) \leftarrow \text{SAT}(\phi, \mathcal{A})$ 
3   if  $st = \text{SAT}$  then return  $\nu$  // optimal solution to  $\phi$ 
4    $V_R \leftarrow \emptyset$  // relax variables of the core
5    $w_{min} \leftarrow \min\{w \mid c \in \phi_C \wedge (w, c) \in \phi_S\}$ 
6   foreach  $c \in \phi_C$  do
7     if  $(w, c) \in \phi_S$  then
8        $V_R \leftarrow V_R \cup \{r\}$  //  $r$  is a fresh relaxation variable
9        $\phi \leftarrow \phi \setminus \{(w, c)\} \cup \{(w - w_{min}, c), (w_{min}, c \vee r)\}$  // split soft
        clauses
10  if  $V_R = \emptyset$  then return UNSAT // no soft clauses in the core
11   $\phi \leftarrow \phi \cup \text{CNF}(\sum_{r \in V_R} r \leq 1)$  // add hard cardinality constraint

```

shows the optimization with eager proofs, which starts with initial facts as hard clauses and iteratively applies Horn clauses to derive new facts as hard clauses. Theorem 1 shows the optimality of the `Init` procedure. Though Theorem 1 gives no guarantee of the necessity to ground soft Horn clauses upfront, we find that it is also helpful in practice. The eager proof exploitation procedure can be efficiently implemented using an off-the-shelf Datalog engine.

Theorem 1. (Optimal initial grounding for Horn clauses) *Init* in Algorithm 4 grounds all necessary hard Horn clauses and no more hard Horn clauses need to be grounded in later phases.

Proof. See the proof in Appendix A of [38]. □

Incremental Solving. Our framework generates a sequence of MaxSAT instances such that the instance in the next iteration is obtained by adding new hard or soft clauses to the instance in the current iteration. Formally, we have a *sequential* MaxSAT problem: $(\phi^1, \psi^1), (\phi^2, \psi^2), \dots, (\phi^n, \psi^n)$, with $\phi^k \subseteq \phi^{k+1}, \psi^k \subseteq \psi^{k+1}$. A straightforward solution is to *independently* solve each instance (ϕ^k, ψ^k) using an off-the-shelf MaxSAT solver. We propose an incremental MaxSAT solving technique [60] to solve the sequential MaxSAT problem more efficiently.

The `unsat` core-guided MaxSAT algorithm, also known as *Fu & Malik* algorithm [23], forms the basis of many popular MaxSAT algorithms [4, 41, 43, 46]. Algorithm 5 shows the *Fu & Malik* algorithm extended with partial weights. The algorithm iteratively calls a SAT solver and relaxes an unsatisfiable subformula. Initially, ϕ consists of all hard and soft clauses from the input instance. In each iteration, it calls a SAT solver on ϕ , which returns a triple (st, ν, ϕ_C) . If st is satisfiable, ν is the optimal solution; otherwise, ϕ_C is an unsatisfiable subformula (or UNSAT core) of ϕ . Then, it computes the minimum weight w_{min} of

the soft clauses in the UNSAT core (line-5). It then splits each soft clause in the UNSAT core into two: one with the same clause but with weight reduced by w_{min} , and the other with the original clause relaxed by a newly created variable and with weight w_{min} (lines 6-9). If there are no soft clauses in the UNSAT core, it returns UNSAT as there exists a conflict in hard clauses (line-10). Otherwise, a new hard clause is added to ϕ stating that at most one of the soft clauses in the UNSAT core can be relaxed (line-11).

There are two levels of incrementality we can explore to improve Algorithm 5. Similar to the sequential MaxSAT problem, solving an individual MaxSAT instance involves a sequence of SAT problems. So, the first level of incrementality is to use the SAT solver incrementally. Martins et al. [43] propose an *incremental blocking* technique to leverage incremental SAT solving [20]. We propose the second level of incrementality which is across MaxSAT instances. The key idea is to reuse UNSAT cores by slightly revising Algorithm 5. When the k -th MaxSAT instance is solved¹ at line-5, instead of returning the solution and exiting, we output the current solution for the k -th instance, then read the newly added clauses $(\phi^{k+1} \setminus \phi^k, \psi^{k+1} \setminus \psi^k)$ for the $(k + 1)$ -th instance, and jump to line-3. This approach is correct because the addition of new soft or hard clauses does not invalidate any of the previously found UNSAT cores.

An interesting empirical observation is that incremental solving does not always improve performance; on the contrary, it may even deteriorate performance. This is because UNSAT cores with low weight discovered in earlier instances can cause too many splits of soft clauses, especially when soft clauses with high weights are added later. To resolve this issue, we propose a restart mechanism, which restarts the current MaxSAT instance solving after detecting any low quality cores. We empirically find that the number of splits of each individual soft clause is an effective quality measurement, and that restarting after the number of splits is more than 5 achieves best performance on our applications.

5 Related Work

We survey work on MaxSAT applications and techniques for MaxSAT solving.

Applications. MaxSAT has been widely used in many domains [6, 13, 15, 22, 25, 30, 31, 33, 56, 67, 68, 72]. The Linux package manage tool OPIUM [67] uses MaxSAT to find the optimal package install/uninstall configuration. Walter et al. [68] apply MaxSAT in industry automotive configurations. Zhu et al. [72] apply MaxSAT to localize faults in integrated circuits. By combining bounded model checking and MaxSAT, BugAssist [31] performs error localization for C programs, and ConcBugAssist [33] finds concurrency bugs and recommends repairs. Jin et al. [30] show how to improve the performance and accuracy of error localization using MaxSAT. To detect malware in Android apps, ASTROID [22] automatically learns semantic malware signatures by using MaxSAT to find the

¹ We assume hard clauses can be satisfied; otherwise hard clauses of all future instances will be unsatisfied and we can exit immediately.

maximally suspicious common subgraph from a few samples of a malware family. Besides, MaxSAT is also helpful in visualization [13], industrial designs [15, 56], reasoning about biological networks [25], and various data analysis tasks [6].

Techniques. There are a number of different approaches for exact MaxSAT solving, including branch-and-bound based, satisfiability-based, unsatisfiability-based, and their combinations [5, 8, 26, 28, 42, 43, 45–47]. The most successful of these on real-world instances, as witnessed in annual MaxSAT evaluations [1], perform iterative solving using a SAT solver as an oracle in each iteration [5, 46]. Such solvers differ primarily in how they estimate the optimal cost (e.g., linear or binary search), and the kind of information that they use to estimate the cost (e.g. cores, the structure of cores, or satisfying assignments). Many algorithms have been proposed that perform search on either upper bound or lower bound of the optimal cost [5, 45–47]. Some algorithms efficiently perform a combined search over both bounds [26, 28]. A drawback of the most sophisticated combined search algorithms is that they modify the formula using expensive Pseudo Boolean (PB) constraints that increase the size of the formula and potentially hurt the solver’s performance. A recent approach [8] avoids this problem by using succinct formula transformations that do not use PB constraints and can be applied incrementally. Lastly, similar to our optimizations in § 4.3, many other techniques (e.g., [7, 27]) also focus on optimizing Horn clauses.

6 Future Directions

We plan to extend our approach in three directions to further advance constraint-based analysis using MaxSAT: constraint languages, solver techniques, and explainability of solutions.

Language Features. As discussed in Section 2, since propositional formulae are too low-level for effectively specifying software analyses, we use relational first-order logic with weights as our constraint language. While it suffices for applications and analyses described in our previous work [24, 39, 69, 70], it can be further improved with richer features, two of which we discuss below.

While the current logic excels at specifying analysis problems that can be succinctly expressed in relational domains, it has difficulties in expressing analysis problems in integer, real, string, and other domains. Akin to how Satisfiability Modulo Theories (SMT) extends SAT, we can handle these domains by incorporating their corresponding theories in our language via techniques similar to the Nelson-Oppen approach. One emerging language for such problem is Maximum Satisfiability Modulo Theories (MaxSMT) [9, 10, 16, 35, 48, 58, 59].

The other feature is the support for the least fixpoint operator, as almost all software analyses involve computing the least fixpoint of certain equations. Our current constraint language supports this operator indirectly by requiring additional soft clauses to bias the solution to a minimal model. However, a built-in least fixpoint operator would be much more preferred. First, it eliminates the

need for the aforementioned soft constraints which can complicate the process of analysis design as they may interact with other soft constraints. Secondly, by including the operator explicitly in the language, the underlying solver can exploit more efficient algorithms that are specialized for handling least fixpoints.

Solver Techniques. We describe four techniques that can further improve the effectiveness of our solving framework.

Magic Sets Transformation. Akin to their counterparts in Datalog evaluation, the top-down approaches and the bottom-up approaches have different advantages and disadvantages. One promising idea to combine their benefits without their drawbacks is Magic Set transformation [54]. The idea is to apply the bottom-up approaches but rewrite the constraint formulation so that the constraint solving is driven by the demand of queries. In this way, we are able to only consider the clauses that are related to the queries while leveraging efficient solvers of the bottom-up approaches.

Lifted Inference. While our current grounding-based framework effectively leverages advances in MaxSAT solvers, it loses the high-level information while translating problems in our constraint language into low-level propositional formulae. Lifted inference [12, 44, 52, 57, 62] is a technique that aims to solve the constraint problem symbolically without grounding. While lifted inference can effectively avoid grounding large propositional formulae for certain problems, it fails to leverage existing efficient propositional solvers. One promising direction is to combine lifted inference with our grounding approach in a systematic way.

Compositional Solving. By exploiting modularity of programs, we envision compositional solving as an effective approach to improve the solver efficiency. The idea is to break a constraint problem into more tractable subproblems and solve them independently. It is motivated by the success of compositional and summary-based analysis techniques in scaling to large programs.

Approximate Solving. Despite all the domain insights we exploit, MaxSAT is a combinatorial optimization problem, which is known for its intractability. As a result, there will be pathological cases where none of the aforementioned techniques are effective. One idea to address this challenge is to investigate approximate solving, which trades precision for efficiency. Moreover, to trade precision for efficiency in a controlled manner, it is desirable to design an algorithm with tunable precision.

Explainability. Software analyses often return explanations along with the results, which are invaluable to their usability. For example, a typical bug finding tool not only returns the software defects it finds but also inputs that can trigger these defects. However, in the case of constraint-based analysis, the underlying constraint solver must provide explanations of the solutions to enable such functionality. While SAT and SMT solvers provide such information in the form of resolution graphs (in the case of satisfiable results) and UNSAT cores (in the case of unsatisfiable results), how to provide explanations for optimization solvers remains an open problem.

7 Conclusion

We proposed a MaxSAT based approach to tackle the central challenge of balancing different tradeoffs in software analysis. We demonstrated the approach on mainstream applications concerning automated verification, interactive verification, and static bug detection. The MaxSAT instances posed in these applications transcend the reach of existing MaxSAT solvers in terms of scalability, soundness, and optimality. We presented a lazy grounding framework to solve such instances. We proposed new grounding techniques as instantiations of this framework as well as optimizations to the framework.

Acknowledgments. This work was supported by DARPA under agreement #FA8750-15-2-0009, NSF awards #1253867 and #1526270, and a Facebook Fellowship. The U.S. Government is authorized to reproduce and distribute reprints for Governmental purposes notwithstanding any copyright thereon.

References

1. MaxSAT evaluations. <http://www.maxsat.udl.cat/>
2. Abiteboul, S., Hull, R., Vianu, V.: Foundations of databases: the logical level. Addison-Wesley Longman Publishing Co., Inc. (1995)
3. Aiken, A.: Introduction to set constraint-based program analysis. Sci. Comput. Program. (1999)
4. Ansótegui, C., Bonet, M.L., Levy, J.: Solving (weighted) partial MaxSAT through satisfiability testing. In: SAT (2009)
5. Ansótegui, C., Bonet, M.L., Levy, J.: SAT-based MaxSAT algorithms. Artificial Intelligence 196, 77–105 (Mar 2013)
6. Berg, J., Hyttinen, A., Jarvisalo, M.: Applications of MaxSAT in data analysis. In: Pragmatics of SAT (2015)
7. Bjørner, N., Gurfinkel, A., McMillan, K., Rybalchenko, A.: Horn Clause Solvers for Program Verification, pp. 24–51. Springer International Publishing, Cham (2015), http://dx.doi.org/10.1007/978-3-319-23534-9_2
8. Bjørner, N., Narodytska, N.: Maximum satisfiability using cores and correction sets. In: IJCAI (2015)
9. Bjørner, N., Phan, A.D.: νZ : Maximal satisfaction with Z3. In: Proceedings of International Symposium on Symbolic Computation in Software Science (SCSS) (2014)
10. Bjørner, N., Phan, A.D., Fleckenstein, L.: νZ - an optimizing SMT solver. In: TACAS (2015)
11. Bravenboer, M., Smaragdakis, Y.: Strictly declarative specification of sophisticated points-to analyses. In: OOPSLA (2009)
12. den Broeck, G.V., Taghipour, N., Meert, W., Davis, J., Raedt, L.D.: Lifted probabilistic inference by first-order knowledge compilation. In: IJCAI (2011)
13. Bunte, K., Jarvisalo, M., Berg, J., Myllymäki, P., Peltonen, J., Kaski, S.: Optimal neighborhood preserving visualization by maximum satisfiability. In: AAI (2014)
14. Chaganty, A., Lal, A., Nori, A., Rajamani, S.: Combining relational learning with SMT solvers using CEGAR. In: CAV (2013)

15. Chen, Y., Safarpour, S., Marques-Silva, J., Veneris, A.: Automated design debugging with maximum satisfiability. *IEEE Transactions on Computer-Aided Design of Integrated Circuits and Systems* 29(11), 1804–1817 (Nov 2010)
16. Cimatti, A., Franzén, A., Griggio, A., Sebastiani, R., Stenico, C.: Satisfiability modulo the theory of costs: Foundations and applications. In: TACAS (2010)
17. Clarke, E.M., Grumberg, O., Jha, S., Lu, Y., Veith, H.: Counterexample-guided abstraction refinement. In: *Computer Aided Verification, 12th International Conference, CAV 2000, Chicago, IL, USA, July 15-19, 2000, Proceedings*. pp. 154–169 (2000)
18. Domingos, P., Lowd, D.: *Markov Logic: An Interface Layer for Artificial Intelligence*. Synthesis Lectures on Artificial Intelligence and Machine Learning, Morgan & Claypool Publishers (2009)
19. Dubois, D., Prade, H.: *Computational Logic, Handbook of the History of Logic*, vol. 7, chap. Possibilistic Logic – An Overview. Newnes (2014)
20. Eén, N., Sörensson, N.: Temporal induction by incremental SAT solving. *Electronic Notes in Theoretical Computer Science* 89(4), 543 – 560 (2003), <http://www.sciencedirect.com/science/article/pii/S1571066105825423>
21. Eén, N., Sörensson, N.: Translating pseudo-boolean constraints into SAT. *JSAT* (2006)
22. Feng, Y., Bastani, O., Martins, R., Dillig, I., Anand, S.: Automated synthesis of semantic malware signatures using maximum satisfiability. In: NDSS (2017)
23. Fu, Z., Malik, S.: On solving the partial MAX-SAT problem. In: SAT (2006)
24. Grigore, R., Yang, H.: Abstraction refinement guided by a learnt probabilistic model. In: POPL (2016)
25. Guerra, J.a., Lynce, I.: Reasoning over biological networks using maximum satisfiability. In: CP (2012)
26. Heras, F., Morgado, A., Marques-Silva, J.: Core-guided binary search algorithms for maximum satisfiability. In: AAI (2011)
27. Hojjat, H., Rmmer, P., McClurg, J., ern, P., Foster, N.: Optimizing Horn solvers for network repair. In: FMCAD (2016)
28. Ignatiev, A., Morgado, A., Manquinho, V., Lynce, I., Marques-Silva, J.: Progression in maximum satisfiability. In: ECAI (2014)
29. Jensen, F.V., Nielsen, T.D.: *Bayesian Networks and Decision Graphs*. Springer (2007)
30. Jin, W., Orso, A.: Improving efficiency and accuracy of formula-based debugging. In: HVC (2016)
31. Jose, M., Majumdar, R.: Cause clue clauses: Error localization using maximum satisfiability. In: PLDI (2011)
32. Kastrinis, G., Smaragdakis, Y.: Hybrid context sensitivity for points-to analysis. In: PLDI (2013)
33. Khoshnood, S., Kusano, M., Wang, C.: Concbugassist: Constraint solving for diagnosis and repair of concurrency bugs. In: ISSTA (2015)
34. Kok, S., Sumner, M., Richardson, M., Singla, P., Poon, H., Lowd, D., Domingos, P.: The Alchemy system for statistical relational AI. Tech. rep., Department of Computer Science and Engineering, University of Washington, Seattle, WA (2007), <http://alchemy.cs.washington.edu>
35. Li, Y., Albarghouthi, A., Kincaid, Z., Gurfinkel, A., Chechik, M.: Symbolic optimization with SMT solvers. In: POPL (2014)
36. Libkin, L.: *Elements of Finite Model Theory*. Springer (2004)

37. Livshits, B., Sridharan, M., Smaragdakis, Y., Lhoták, O., Amaral, J.N., Chang, B.E., Guyer, S.Z., Khedker, U.P., Møller, A., Vardoulakis, D.: In defense of soundness: a manifesto. *CACM* (2015)
38. Mangal, R., Zhang, X., Kamath, A., Nori, A.V., Naik, M.: Scaling relational inference using proofs and refutations. In: *AAAI* (2016)
39. Mangal, R., Zhang, X., Nori, A.V., Naik, M.: A user-guided approach to program analysis. In: *FSE* (2015)
40. Mangal, R., Zhang, X., Nori, A.V., Naik, M.: Volt: A lazy grounding framework for solving very large MaxSAT instances. In: *SAT* (2015)
41. Manquinho, V.M., Marques-Silva, J.P., Planes, J.: Algorithms for weighted boolean optimization. In: *SAT* (2009)
42. Marques-Silva, J., Planes, J.: Algorithms for maximum satisfiability using unsatisfiable cores. In: *DATE* (2008)
43. Martins, R., Joshi, S., Manquinho, V., Lynce, I.: Incremental cardinality constraints for MaxSAT. In: *CP* (2014)
44. Milch, B., Zettlemoyer, L.S., Kersting, K., Haimes, M., Kaelbling, L.P.: Lifted probabilistic inference with counting formulas. In: *AAAI* (2008)
45. Morgado, A., Dodaro, C., Marques-Silva, J.: Core-guided MaxSAT with soft cardinality constraints. In: *CP* (2014)
46. Morgado, A., Heras, F., Liffiton, M., Planes, J., Marques-Silva, J.: Iterative and core-guided MaxSAT solving: A survey and assessment. *Constraints* 18(4), 478–534 (Oct 2013), <http://dx.doi.org/10.1007/s10601-013-9146-2>
47. Narodytska, N., Bacchus, F.: Maximum satisfiability using core-guided MaxSAT resolution. In: *AAAI* (2014)
48. Nieuwenhuis, R., Oliveras, A.: *On SAT Modulo Theories and Optimization Problems* (2006)
49. Niu, F., Ré, C., Doan, A., Shavlik, J.W.: Tuffy: Scaling up statistical inference in markov logic networks using an RDBMS. In: *VLDB* (2011)
50. Noessner, J., Niepert, M., Stuckenschmidt, H.: RockIt: Exploiting parallelism and symmetry for MAP inference in statistical relational models. In: *AAAI* (2013)
51. Padon, O., McMillan, K.L., Panda, A., Sagiv, M., Shoham, S.: Ivy: safety verification by interactive generalization. In: *PLDI* (2016)
52. Poole, D.: First-order probabilistic inference. In: *IJCAI* (2003)
53. Riedel, S.: Improving the accuracy and efficiency of MAP inference for Markov Logic. In: *UAI* (2008)
54. Ross, K.A.: Modular stratification and magic sets for DATALOG programs with negation. In: *PODS* (1990)
55. Roussel, O., Manquinho, V.M.: Pseudo-boolean and cardinality constraints. In: *Handbook of Satisfiability*. IOS Press (2009)
56. Safarpour, S., Mangassarian, H., Veneris, A., Liffiton, M.H., Sakallah, K.A.: Improved design debugging using maximum satisfiability. In: *FMCAD* (2007)
57. de Salvo Braz, R., Amir, E., Roth, D.: Lifted first-order probabilistic inference. In: *IJCAI* (2005)
58. Sebastiani, R., Tomasi, S.: Optimization in SMT with $\mathcal{L}\mathcal{A}(\mathbb{Q})$ cost functions. In: *IJCAR* (2012)
59. Sebastiani, R., Trentin, P.: On optimization modulo theories, MaxSMT and sorting networks. In: *TACAS* (2017)
60. Si, X., Zhang, X., Manquinho, V., Janota, M., Ignatiev, A., Naik, M.: On incremental core-guided MaxSAT solving. In: *CP* (2016)
61. Singla, P., Domingos, P.: Discriminative training of markov logic networks. In: *AAAI* (2005)

62. Singla, P., Domingos, P.: Lifted first-order belief propagation. In: AAAI (2008)
63. Sinz, C.: Towards an optimal CNF encoding of boolean cardinality constraints. In: CP (2005)
64. Smaragdakis, Y., Bravenboer, M.: Using Datalog for fast and easy program analysis. In: Datalog 2.0 Workshop (2010)
65. Smaragdakis, Y., Bravenboer, M., Lhoták, O.: Pick your contexts well: Understanding object-sensitivity. In: POPL (2013)
66. Smaragdakis, Y., Kastrinis, G., Balatsouras, G.: Introspective analysis: context-sensitivity, across the board. In: PLDI (2014)
67. Tucker, C., Shuffelton, D., Jhala, R., Lerner, S.: OPIUM: Optimal package install/uninstall manager. In: ICSE (2007)
68. Walter, R., Zengler, C., Kuchlin, W.: Applications of MaxSAT in automotive configuration. In: Proceedings of the 15th International Configuration Workshop (2013)
69. Zhang, X., Grigore, R., Si, X., Naik, M.: Effective interactive resolution of static analysis alarms (2016)
70. Zhang, X., Mangal, R., Grigore, R., Naik, M., Yang, H.: On abstraction refinement for program analyses in Datalog. In: PLDI (2014)
71. Zhang, X., Mangal, R., Nori, A.V., Naik, M.: Query-guided maximum satisfiability. In: POPL (2016)
72. Zhu, C.S., Weissenbacher, G., Malik, S.: Post-silicon fault localisation using maximum satisfiability and backbones. In: FMCAD (2011)